

WebSphere MQ V7 Enhanced Application Programming

Morag Hughson - hughson@uk.ibm.com

IBM Hursley - UK

Capitalware's MQ Technical Conference v2.0.1.3

What's New in WebSphere MQ API

N

- WebSphere MQ V7 extends the MQ API (Application Programming Interface) in a number of ways. In this presentation we will cover the new API changes, excluding Publish/Subscribe:-

O

- Asynchronous Consumption of messages
- Asynchronous Put Response
- Read-ahead of messages
- Connection changes
- Message Properties + Selectors
- Simplified Browse + Co-operative Browse

T

- The changes for Publish/Subscribe are covered in a different presentation.

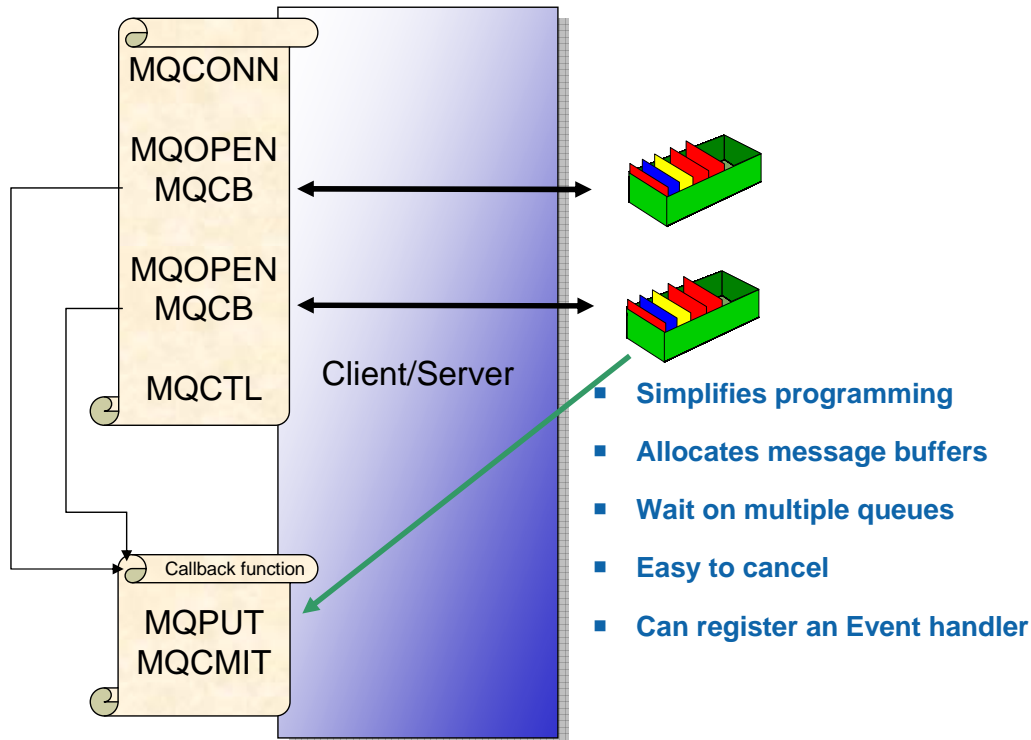
E

- There are a number of fully working samples provided for your reference throughout this presentation. These are very similar to the samples shipped with WebSphere MQ V7 but have been cropped a little to squeeze them onto 2 pages in each case.

S

Capitalware's MQ Technical Conference v2.0.1.3

Asynchronous Consumption of Messages



Capitalware's MQ Technical Conference v2.0.1.3

Asynchronous Consumption of Messages - Notes

N

- Asynchronous consumer allows the application to register an interest in messages of a certain type and identify a callback routine which should be invoked when a message arrives. This has the following advantages to the traditional MQGET application.

O

- **Simplifies programming**

The application can continue to do whatever it was doing without needing to tie up a thread sitting in an MQGET call.

T

- **Allocates message buffers**

The application does not need to 'guess' the size of the next message and provide a buffer just large enough. The system will pass the application a message already in a buffer.

E

- **Wait on multiple queues**

The application can register an interest in any number of queues. This is very much simpler than using MQGET where one generally ended up polling round the queues.

S

- **Easy to cancel**

The application can use either MQCTL or MQCB to stop consuming from a queue at any time. This is awkward to achieve when an application is using MQGET

- **Can register an Event handler**

The application is notified of events such as Queue Manager quiescing or Communications failure.

Capitalware's MQ Technical Conference v2.0.1.3

Define your call-back functions

- **MQOPEN a queue**
 - ▶ or MQSUB using MQSO_MANAGED
- **MQCB connects returned hObj to call-back function**
- **Operations (MQOP_*)**
- **CallbackType**
 - ▶ Message Consumer
 - ▶ Event Handler

```
MQOPEN( hConn,
        &ObjDesc,
        OpenOpts,
        &hObj,
        &CompCode,
        &Reason);

MQCB ( hConn,
       MQOP_REGISTER,
       &cbd,
       hObj,
       &md,
       &gmo,
       &CompCode,
       &Reason);
```

```
MQCBD   CBDesc = {MQCBD_DEFAULT};

cbd.CallbackFunction = MessageConsumer;
cbd.CallbackType     = MQCBT_MESSAGE_CONSUMER;
cbd.MaxMsgLength     = MQCBD_FULL_MSG_LENGTH;
cbd.Options          = MQCBDO_FAIL_IF QUIESCING;
```

Capitalware's MQ Technical Conference v2.0.1.3

Define your call-back functions - Notes

N
O
T
E
S

- The MQCB verb ties a function (described in the Call-Back Descriptor (MQCBD)) to an object handle. This object handle is any object handle that you might have used for an MQGET. That is, one that was returned from an MQOPEN call or an MQSUB call (using MQSO_MANAGED for example).
- The MQCB verb has a number of Operations. We see an example of MQOP_REGISTER on this foil which tells the queue manager that this function (described in the MQCBD) should be called when messages arrive for the specified object handle. You can do the inverse of the operation with MQOP_DEREGISTER to remove a previously registered call-back function. Also we have MQOP_SUSPEND and MQOP_RESUME which we will cover a little later.
- There are actually two types of call-back function you can define. A message consumer which is tied to an object handle, and receives messages or error notifications about the specific queue such as MQRC_GET_INHIBITED; and an event handler which is tied to the connection handle and receives error notifications about the connection such as MQRC_Q_MGR QUIESCING.
- One of the benefits of using asynchronous consume is that the queue manager manages the buffer your message is in. This means that your application doesn't have to worry about truncated messages and acquiring bigger buffers in the case of MQRC_TRUNCATED_MSG_FAILED. The default is to use MQCBD_FULL_MSG_LENGTH, but if you wish to restrict the size of messages presented to your call-back function, you can put a length in the MaxMsgLength field of the MQCBD.

Capitalware's MQ Technical Conference v2.0.1.3

MQGMO differences

	MQGET	Asynchronous Consume
Combining MQGMO_BROWSE_FIRST + MQGMO_BROWSE_NEXT	MQRC_OPTIONS_ERROR	Delivers first message then automatically switches to BROWSE_NEXT
MQGMO_WAIT with MQGMO.WaitInterval = 0	MQGET will return immediately with MQRC_NO_MSGS_AVAILABLE if there are no messages	Only called with MQRC_NO_MSGS_AVAILABLE if just started or has had a message since last 2033
MQGMO_NO_WAIT		The message consumer will never be called with MQRC_NO_MSGS_AVAILABLE
MQGMO_WAIT with MQGMO.WaitInterval = MQWI_UNLIMITED	MQGET will never return with MQRC_NO_MSGS_AVAILABLE	
MQGMO_SET_SIGNAL	Allowed	Not allowed

MQGMO differences - Notes

N
O
T
E
S

- The MQCB call provides an MQGMO structure which you will be familiar with from using MQGET. The MQGMO is used for Asynchronous Consume as well as for MQGET. It is after all the way to describe how to consume your message whether synchronously or asynchronously. Some of the attributes/options in the MQGMO operate slightly differently when used for Asynchronous Consume and this foil details those differences.
- MQGMO_WAIT with MQGMO.WaitInterval = 0 operates just like MQGMO_NO_WAIT when one uses on an MQGET, but in the case of asynchronous consumers we wish to avoid the consumer from polling in a busy loop in this case, so it operates more like a backstop marker to show when the end of a batch of messages has been reached.
- Note that MQGMO_NO_WAIT, and MQGMO_WAIT with a WaitInterval of MQWI_UNLIMITED are quite different when passed to MQGET but with the MQCB call their behaviour is the same. The consumer will only be passed messages and events, it will never be passed the reason code indicating no messages. Effectively MQGMO_NO_WAIT will be treated as an indefinite wait. This is to prevent the consumer from endlessly being called with the no messages reason code.

Control your message consumption

- **MQCTL controls whether message consumption is currently operable**
- **Operations**
 - ▶ MQOP_START
 - ▶ MQOP_START_WAIT
 - ▶ MQOP_STOP
 - ▶ MQOP_SUSPEND (MQCB too)
 - ▶ MQOP_RESUME (MQCB too)

```
MQCTLO ctlo = {MQCTLO_DEFAULT};
ctlo.Options = MQCTLO_FAIL_IF QUIESCIN
MQCTL( hConn,
      MQOP_START,
      &ctlo,
      &CompCode,
      &Reason);

...

MQCTL( hConn,
      MQOP_STOP,
      &ctlo,
      &CompCode,
      &Reason);
```

- **Give up control of the hConn for call-backs to use**
- **Change current call-backs operating**
 - ▶ Either MQOP_SUSPEND the connection
 - ▶ Or from within a currently called call-back

Capitalware's MQ Technical Conference v2.0.1.3

Control your message consumption - Notes

N
O
T
E
S

- Once you have defined all your message consumers using MQCB calls – you may have several – then use the MQCTL call to tell the queue manager you are ready to start consuming messages. Once you have called MQCTL for a specific hConn you give up control of that hConn and it is passed to the call-backs to use. If you try to use it for any other MQ call you will receive MQRC_HCONN_ASYNC_ACTIVE. The exception to this is another call to MQCTL to either MQOP_STOP or MQOP_SUSPEND message consumption.
- Use MQOP_STOP when your application is finished consuming messages. Use MQOP_SUSPEND (and then subsequently MQOP_RESUME) when you wish to briefly pause message consumption while you, for example, MQOP_REGISTER another MQCB call or MQOP_DEREGISTER an existing one. While the whole hConn is suspended none of the call-backs will be delivered messages. You may wish to only suspend a particular object handle, in which case you can use MQOP_SUSPEND on an MQCB call.
- Calls to change the call-backs currently operating can also be made inside another call-back removing the need to suspend the connection in order to make changes such as this.

Capitalware's MQ Technical Conference v2.0.1.3

The call-back function

- Fixed prototype
- Call-back context (MQCBC)
 - ▶ CallType – why fn was called
 - ▶ CompCode + Reason detail any error
 - ▶ State – Consumer state
 - Saves coding all possible Reasons

```
struct tagMQCBC
{
    MQCHAR4    StrucId;
    MQLONG    Version;
    MQLONG    CallType;
    MQHOBJ    Hobj;
    MQPTR     CallbackArea;
    MQPTR     ConnectionArea;
    MQLONG    CompCode;
    MQLONG    Reason;
    MQLONG    State;
    MQLONG    DataLength;
    MQLONG    BufferLength;
    MQLONG    Flags;
};
```

```
MQLONG MessageConsumer ( MQHCONN    hConn,
                        MQMD        * pMsgDesc,
                        MQGMO        * pGetMsgOpts,
                        MQBYTE       * Buffer,
                        MQCBC        * pContext )
```

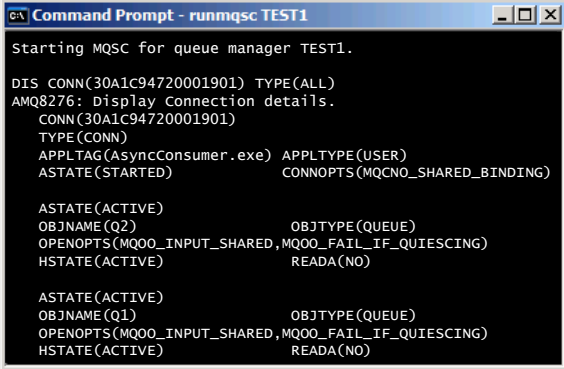
The call-back function - Notes

N
O
T
E
S

- Your call-back function can have any name you want, but it must conform to the prototype shown. When called with a message, you are passed the Message Descriptor (MQMD), the message buffer and the Get-Message Options structure (MQGMO) which contains a number of output fields about the message you have been given. You will know you have been given a message because the CallType field in the Call Back Context (MQCBC) will be set to either MQCBCT_MSG_REMOVED or MQCBCT_MSG_NOT_REMOVED (which one depends on the get options you used, i.e. browse or a few specific errors).
- Your message consumer can also be called with CallType set to MQCBCT_EVENT_CALL (this is also the only way an Event handler can be called). The message consumer will be given events that are pertinent to the queue it is consuming from, for example, MQRC_GET_INHIBITED whereas the event handler gets connection wide events. If there is an error to report, in the case of an MQCBCT_EVENT_CALL or in some cases for MQCBCT_MSG_NOT_REMOVED, it will be reported in the CompCode and Reason fields of the MQCBC. When a Reason code is delivered to a call-back, the State field of the MQCBC details what has happened to the consumer as a result of the specific Reason. It can be used to simplify application programming by informing the application what has happened to the consumer function rather than the application having to know for each reason code what the behaviour will be. States such as MQCS_SUSPENDED_USER_ACTION which detail that some user intervention will be needed before message consumption can continue.

Administrative view of consumer state

- Consumer state can be seen in DISPLAY CONN
 - ▶ Object handle state
 - Also on DISPLAY QSTATUS
 - ▶ Connection handle state



```
Command Prompt - runmqsc TEST1
Starting MQSC for queue manager TEST1.
DIS CONN(30A1C94720001901) TYPE(ALL)
AMQ8276: Display Connection details.
CONN(30A1C94720001901)
TYPE(CONN)
APPLTAG(AsyncConsumer.exe) APPLTYPE(USER)
ASTATE(STARTED) CONNOPTS(MQCNO_SHARED_BINDING)

ASTATE(ACTIVE)
OBJNAME(Q2) OBJTYPE(Queue)
OPENOPTS(MQOO_INPUT_SHARED,MQOO_FAIL_IF QUIESCING)
HSTATE(ACTIVE) READA(NO)

ASTATE(ACTIVE)
OBJNAME(Q1) OBJTYPE(Queue)
OPENOPTS(MQOO_INPUT_SHARED,MQOO_FAIL_IF QUIESCING)
HSTATE(ACTIVE) READA(NO)
```

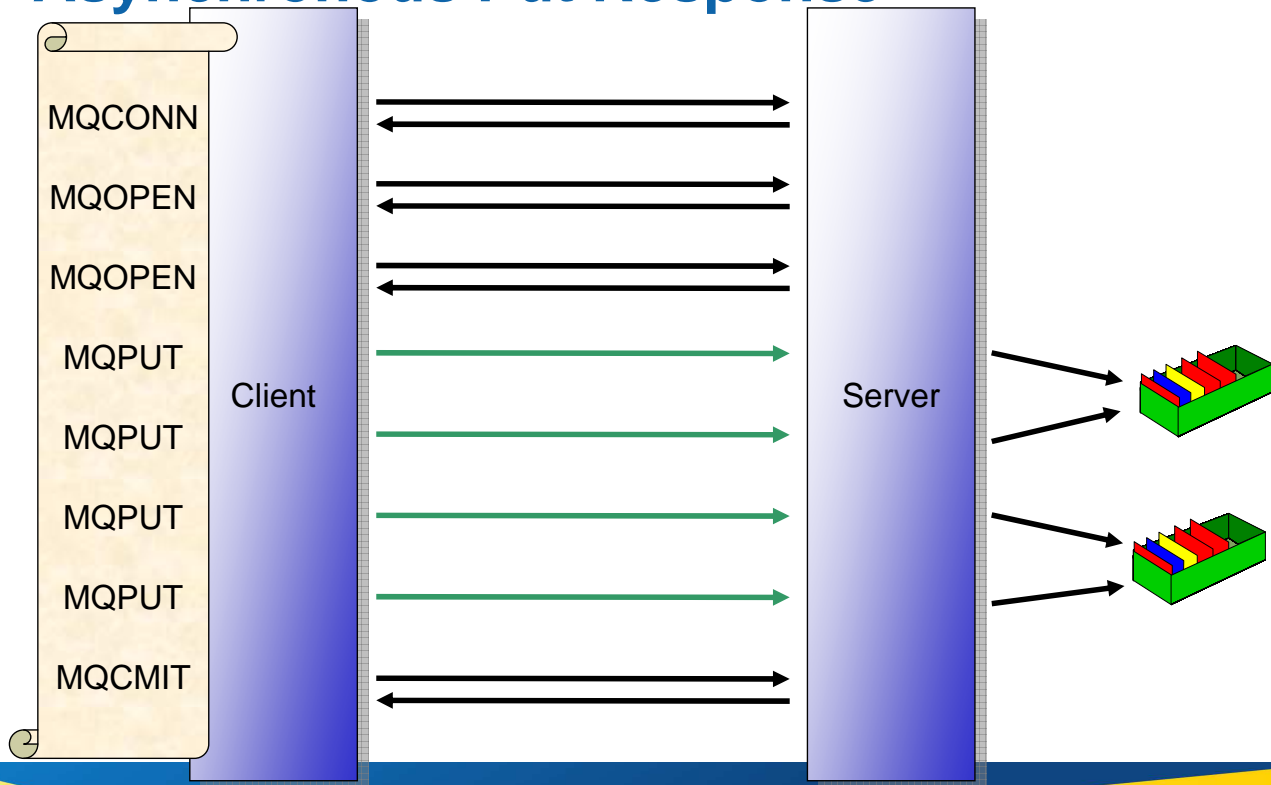
- If a connection or call-back is suspended and so cannot currently consume messages, its ASTATE value will reflect this fact.

Administrative view of consumer state - Notes

N
O
T
E
S

- Message consumers are tied to object handles and their existence is reflected in the various administration views that show you details about object handles. These are DISPLAY CONN TYPE(HANDLE) and DISPLAY QSTATUS TYPE(HANDLE). The field ASTATE will indicate whether a consumer has even been registered and what state it is currently in. Similar information is also available for the connection handle with an ASTATE field on DISPLAY CONN TYPE(CONN) as well.
- Connection handle ASTATE
 - SUSPENDED
 - STARTED
 - STARTWAIT
 - STOPPED
 - NONE - No MQCTL call has been issued against the connection handle.
- Object handle ASTATE
 - ACTIVE
 - INACTIVE – MQCB done, but no MQCTL in STARTED state at the moment.
 - SUSPENDED
 - SUSPTMP
 - NONE – No MQCB call has been issued against this object handle.

Asynchronous Put Response



Capitalware's MQ Technical Conference v2.0.1.3

Asynchronous Put Response - Notes

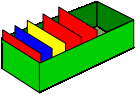
N
O
T
E
S


- Asynchronous Put (also known as 'Fire and Forget') is a recognition of the fact that a large proportion of the cost of an MQPUT from a client is the line turnaround of the network connection. When using Asynchronous Put the application sends the message to the server but does not wait for a response. Instead it returns immediately to the application. The application is then free to issue further MQI calls as required. The largest speed benefit will be seen where the application issues a number of MQPUT calls and where the network is slow.
- Once the application has completed it's put sequence it will issue MQCMIT or MQDISC etc which will flush out any MQPUT calls which have not yet completed.
- Because this mechanism is designed to remove the network delay it currently only has a benefit on client applications. However, it is recommended that applications that could benefit from it, use it for local bindings as well since in the future there is the possibility that the server could perform some optimisations when this option is used.

Capitalware's MQ Technical Conference v2.0.1.3

Put Response Options

- MQPMO_ASYNC_RESPONSE
 - MQPMO_SYNC_RESPONSE

 - MQPMO_RESPONSE_AS_Q_DEF
 - MQPMO_RESPONSE_AS_TOPIC_DEF
- 


- **DEFPRESP**
 - ▶ SYNC
 - ▶ ASYNC
- **Returned (output) Message Descriptor (MQMD)**
 - ▶ ASYNC
 - ApplIdentityData
 - PutApplType
 - PutApplName
 - ApplOriginData
 - MsgId
 - CorrelId
 - ▶ SYNC
 - Full MQMD is completed

Put Response Options - Notes

N
O
T
E
S

- You can make use of asynchronous responses on MQPUT by means of an application change or an administration change. Without any change your application will be effectively using MQPMO_RESPONSE_AS_Q_DEF which will be resolved to whatever value is defined on the queue definition. You can choose to deliberately use asynchronous responses by using MQPMO_ASYNC_RESPONSE, and you can choose to always have synchronous responses by using MQPMO_SYNC_RESPONSE.
- The queue and topic objects have an attribute DEFPRESP which is where the MQPMO_RESPONSE_AS_Q_DEF/TOPIC_DEF are resolved from. This has values ASYNC and SYNC.
- Apart from not being informed of any failures to put the message on the queue, the other change when using ASYNC is that only some fields in the Message Descriptor (MQMD) are actually filled in when it is returned as an output structure to the putting application. The remaining fields are undefined when using ASYNC responses.

Last error retrieval

- Application will not find out about failure to put to queue
 - ▶ Ignore the situation
 - ▶ Issue an MQCMIT
 - ▶ Issue the new verb MQSTAT

```
struct tagMQSTS
{
    MQCHAR4   StrucId;
    MQLONG    Version;
    MQLONG    CompCode;
    MQLONG    Reason;
    MQLONG    PutSuccessCount;
    MQLONG    PutWarningCount;
    MQLONG    PutFailureCount;
    MQLONG    ObjectType;
    MQCHAR48  ObjectName;
    MQCHAR48  ObjectQMGrName;
    MQCHAR48  ResolvedObjectName;
    MQCHAR48  ResolvedQMGrName;
};
```

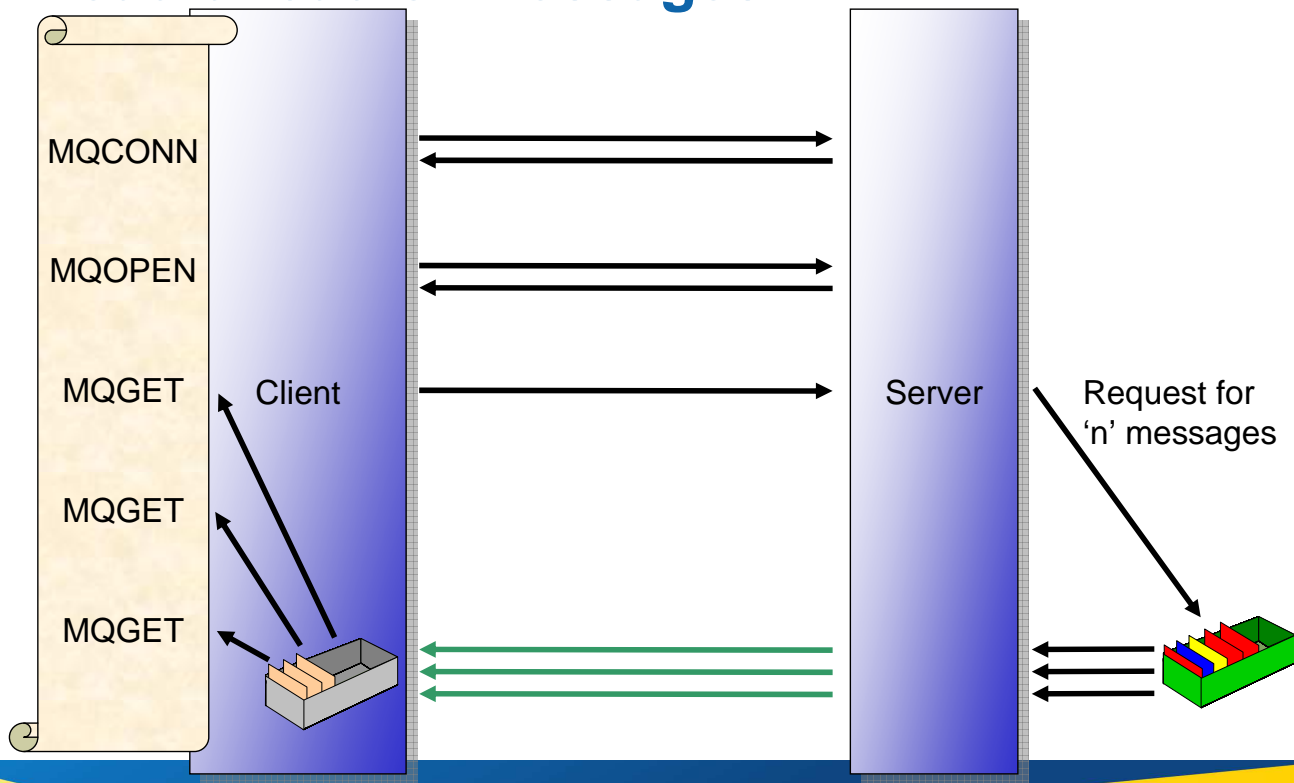
```
MQSTS sts = {MQSTS_DEFAULT};
MQSTAT(hConn,
        MQSTAT_TYPE_ASYNC_ERROR,
        &sts,
        &CompCode,
        &Reason);
```

Last error retrieval - Notes

N
O
T
E
S

- Because the client does not wait for a response from the MQPUT call it will not be told at MQPUT time whether there was a problem putting the message. For example, the queue could be full. There are three things the application can do :
 - ▶ **Ignore the situation**
In many cases of say a non-persistent message the application does not care too much whether the message makes it or not. If no response it received then another request can be issued within a few seconds or whatever.
 - ▶ **Issue an MQCMIT**
If the messages put are persistent messages in syncpoint then if any of them fail they will cause a subsequent MQCMIT call to also fail.
 - ▶ **Issue the new verb MQSTAT**
This new verb allows the application at any time to flush all messages to the server and respond with how many of the messages succeeded or failed. The application can issue this verb as often as required

Read-ahead of messages



Capitalware's MQ Technical Conference v2.0.1.3

Read-ahead of messages - Notes

N

O

T

E

S

- Read Ahead (also known as 'Streaming') is a recognition of the fact that a large proportion of the cost of an MQGET from a client is the line turnaround of the network connection. When using Read Ahead the MQ client code makes a request for more than one message from the server. The server will send as many non-persistent messages matching the criteria (such as MsgId) as it can up to the limit set by the client. The largest speed benefit will be seen where there are a number of similar non-persistent messages to be delivered and where the network is slow.
- Read Ahead is useful for applications which want to get large numbers of non-persistent messages, outside of syncpoint where they are not changing the selection criteria on a regular basis. For example, getting responses from a command server or a query such as a list of airline flights.
- If an application requests read ahead but the messages are not suitable, for example, they are all persistent then only one message will be sent to the client at any one time. Read ahead is effectively turned off until a sequence of non-persistent messages are on the queue again.
- The message buffer is purely an 'in memory' queue of messages. If the application ends or the machine crashes these messages will be lost.
- Because this mechanism is designed to remove the network delay it currently only has a benefit on client applications. However, it is recommended that applications that might benefit from it, use it for local bindings as well since in the future there is the possibility that the server could perform some optimisations when this option is used.

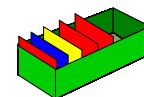
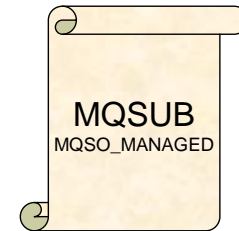
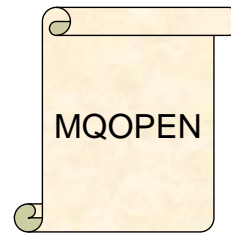
Capitalware's MQ Technical Conference v2.0.1.3

Read-ahead Options

- **MQOO_READ_AHEAD_AS_Q_DEF**
- **MQOO_NO_READ_AHEAD**
- **MQOO_READ_AHEAD**

- **MQSO_READ_AHEAD_AS_Q_DEF**
 - ▶ When using managed queues
- **MQSO_NO_READ_AHEAD**
- **MQSO_READ_AHEAD**

- **DEFREADA**
 - ▶ NO
 - ▶ YES
 - ▶ DISABLED



Read-ahead Options - Notes

N
O
T
E
S

- You can make use of read-ahead on MQGET by means of an application change or an administration change. Without any change your application will be effectively using MQOO_READ_AHEAD_AS_Q_DEF on MQOPEN which will be resolved to whatever value is defined on the queue definition. You can choose to deliberately use read-ahead by using MQOO_READ_AHEAD on your MQOPEN, and you can choose to turn off read-ahead by using MQOO_NO_READ_AHEAD.
- If you are using a managed destination on MQSUB, by default your application will be effectively using MQSO_READ_AHEAD_AS_Q_DEF and taking its value from the model queue that is used to base managed destinations on. Non-durable subscriptions using the default provided model, SYSTEM.NDURABLE.MODEL.QUEUE, will find that read-ahead is turned on. You can choose to deliberately use read-ahead by using MQSO_READ_AHEAD on your MQSUB, and you can choose to turn off read-ahead by using MQSO_NO_READ_AHEAD on your MQSUB.
- Queue objects have an attribute DEFREADA which is where the MQOO/SO_READ_AHEAD_AS_Q_DEF are resolved from. This has values YES and NO for this purpose and additionally a value DISABLED, which over-rides anything specified by the application and turns off any request for read-ahead on this queue.

Application Suitability

■ Suitable for

- ▶ Non-persistent, non-transactional consumption of messages intended for this client only
 - Non-durable subscriber
 - Response messages to a query
 - Message dispatching/routing

■ Not suitable for

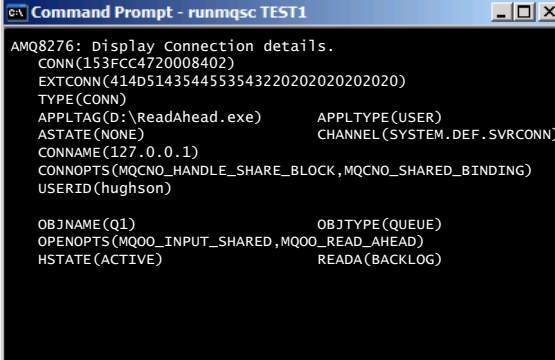
- ▶ Persistent, transactional messages
- ▶ Applications that continually change message selection criteria

■ Use of some options implicitly turn off read-ahead

- ▶ Persistent messages – read-ahead turned off for that message
- ▶ Certain MQGMO options – read-ahead turned off for whole use of that object handle (see next page)

■ Changing message selection criteria can leave unconsumed messages in the read-ahead buffer

- ▶ Highlighted by DISPLAY CONN TYPE(HANDLE) with READA(BACKLOG) if the number of these gets so high as to affect the efficiency of read-ahead



```
Command Prompt - runmqsc TEST1
AMQ8276: Display Connection details.
CONN(153Fcc4720008402)
EXTCONN(414D5143544553543220202020202020)
TYPE(CONN)
APPLTAG(D:\ReadAhead.exe)      APPLTYPE(USER)
ASTATE(NONE)                   CHANNEL(SYSTEM.DEF.SVRCONN)
CONNNAME(127.0.0.1)
CONNOPTS(MQCN0_HANDLE_SHARE_BLOCK,MQCN0_SHARED_BINDING)
USERID(hughson)

OBJNAME(Q1)                    OBJTYPE(QUEUE)
OPENOPTS(MQOO_INPUT_SHARED,MQOO_READ_AHEAD)
HSTATE(ACTIVE)                 READA(BACKLOG)
```

Application Suitability - Notes

N
O
T
E
S

- Message read ahead is supported between MQ clients and MQ servers thus removing the need for the MQ client to specifically request every message that is sent to it by the server. Certain types of applications can benefit from providing the message criteria that they wish to consume and having these messages sent to the client without the need for the client to repeatedly tell the server the same message criteria.
- Read ahead works best when one is fairly certain that the messages really are intended for this client, one is fairly certain they will be consumed by the client, and one knows ahead of time in what manner they will be consumed. Ideal scenarios include a non-durable subscribe of non-persistent messages using an asynchronous consumer; a simple request/reply application getting multiple reply messages; or a message dispatching or routing application. By contrast, a point to point get of a persistent message in a transaction is not suitable for read ahead. However it is the low-cost, non-transactional case which customers expect to be quick and therefore read ahead is ideal in these circumstances.
- Read-ahead only applies to non-persistent messages. Any persistent messages will not be affected by read-ahead. When the next message to be delivered is a persistent transactional message, the client will wait until all buffered messages have been consumed and then request the persistent message directly. Thus the quality of service for persistent messages is unchanged.
- The use of certain MQGMO fields or options may turn-off the use of read-ahead even if it is explicitly requested by the application. MQOO_READ_AHEAD is an advisory option. It will also not be used if specified on a application that is connecting to queue manager that is pre-V7 or when used on a bindings connected application. It does not cause an error in these cases. The next page will detail the specific fields and options.
- Your application can change the selection of messages by MsgId and CorrelId when using read ahead. Doing so may result in messages being delivered to the in-memory buffer that are not subsequently consumed by the application since it never requests them later. This causes a backlog of messages in the in-memory buffer and will cause read ahead not to function as effectively as it might. This can be seen in DISPLAY CONN TYPE(HANDLE) with READA(BACKLOG).

MQGMO options with Read-ahead

	MQGET MQMD values	MQGMO fields	MQGET MQGMO options
Permitted when read-ahead is enabled and can be altered between MQGET calls	MsgId CorrelId		MQGMO_WAIT MQGMO_NO_WAIT MQGMO_FAIL_IF QUIESCING MQGMO_BROWSE_FIRST MQGMO_BROWSE_NEXT MQGMO_BROWSE_MESSAGE_UNDER_CURSOR
Permitted when read ahead is enabled but cannot be altered between MQGET calls	Encoding CodedCharSetID Version	MsgHandle	MQGMO_SYNCPOINT_IF_PERSISTENT MQGMO_NO_SYNCPOINT MQGMO_ACCEPT_TRUNCATED_MSG MQGMO_CONVERT MQGMO_LOGICAL_ORDER MQGMO_COMPLETE_MSG MQGMO_ALL_MSGS_AVAILABLE MQGMO_ALL_SEGMENTS_AVAILABLE MQGMO_MARK_BROWSE_* MQGMO_UNMARK_BROWSE_* MQGMO_UNMARKED_BROWSE_* MQGMO_PROPERTIES_* MQGMO_NO_PROPERTIES_*
MQGET Options that are not permitted when read ahead is enabled			MQGMO_SET_SIGNAL MQGMO_SYNCPOINT MQGMO_MARK_SKIP_BACKOUT MQGMO_MSG_UNDER_CURSOR MQGMO_LOCK MQGMO_UNLOCK

MQRC_OPTIONS_CHANGED

MQRC_OPTIONS_ERROR

MQGMO options with Read-ahead - Notes

NOTES

- As noted on the previous page, some values you can specify on MQGET will cause read-ahead to be turned off. The last row of the table indicate which these are. If they are specified on the first MQGET with read-ahead on, read-ahead will be turned off. If they are specified for the first time on a subsequent MQGET then that MQGET call will fail with MQRC_OPTIONS_ERROR.
- Some values cannot be changed if you are using read-ahead. These are indicated in the middle row of this table and if changed in a subsequent MQGET then that MQGET call will fail with MQRC_OPTIONS_CHANGED.
- The client applications needs to be aware that if the MsgId and CorrelId values are altered between MQGET calls, messages with the previous values may have already been sent to the client and will remain in the client read ahead buffer until consumed (or automatically purged).
- Browse and destructive get cannot be combined with read-ahead. You can use either, but not both. You can MQOPEN a queue for both browse and get, but the options you use on the first MQGET call will determine which is being used with read-ahead and any subsequent change will cause MQRC_OPTIONS_CHANGED. You cannot therefore use MQGMO_MSG_UNDER_CURSOR which is using the combination of both browse and get.

Closing gracefully

- **Tell queue manager to stop reading ahead**
 - ▶ MQCO_QUIESCE
- **If MQCLOSE returns MQRC_READ_AHEAD_MSGS**
 - ▶ Still messages in the buffer
 - ▶ Object handle still valid
 - ▶ No more messages will be read-ahead and sent down to the client
- **If MQGET returns MQRC_HOBJ QUIESCED_NO_MSGS**
 - ▶ Same as MQRC_NO_MSG_AVAILABLE only after MQCO_QUIESCE
- **New close options**
 - ▶ MQCO_QUIESCE
 - ▶ MQCO_IMMEDIATE

```
MQGET( hConn,
      hObj,
      :
      &CompCode,
      &RC);
if (RC == MQRC_NO_MSG_AVAILABLE ||
    RC == MQRC_HOBJ QUIESCED_NO_MSGS)
    break;
MQCLOSE( hConn,
        &hObj,
        MQCO_QUIESCE,
        &CompCode,
        &RC);
if (RC != MQRC_READ_AHEAD_MSGS)
    break;
```

Capitalware's MQ Technical Conference v2.0.1.3

Closing gracefully - Notes

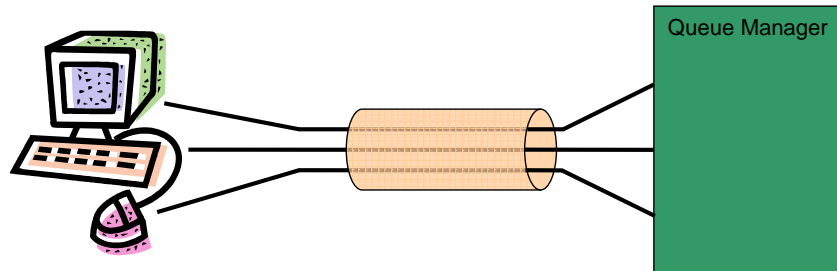
N
O
T
E
S

- In order to end an application gracefully when messages may be in the client-side read-ahead buffer that have not yet been consumed by the application, use the new close option MQCO_QUIESCE. This tells the queue manager to stop reading messages ahead of the application, but will not close the object handle if there are still messages in the client-side buffer. In this case the MQCLOSE will return with MQRC_READ_AHEAD_MSGS and the application can continue to use the object handle to get these remaining messages.
- When a subsequent MQGET call reaches the end of the messages in the buffer after an MQCLOSE with MQCO_QUIESCE, it will return with MQRC_HOBJ QUIESCED_NO_MSGS which is the same as MQRC_NO_MSG_AVAILABLE but is additionally indicating that there will never be any more messages ever again because the sending of messages to the client has been quiesced. At this point the application will be able to successfully MQCLOSE the queue without throwing any unconsumed messages away.
- The default value for MQCLOSE is MQCO_IMMEDIATE which will throw away any unconsumed messages.
- If you are using read-ahead with asynchronous consume, when you have issued the MQCLOSE with MQCO_QUIESCE call, your call-back will be called with the flag MQCBCF_READA_BUFFER_EMPTY when the client-side proxy queue is empty.

Capitalware's MQ Technical Conference v2.0.1.3

Connection Changes

- `MQCNO_NO_CONV_SHARING`
- `MQCNO_ALL_CONVS_SHARE` (default)



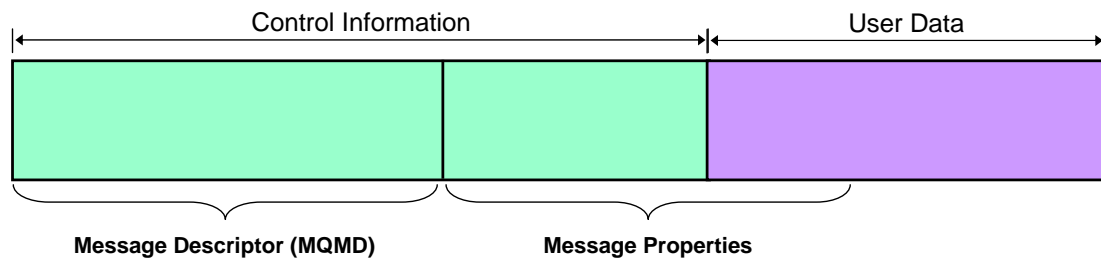
- `MQCNO_CD_FOR_OUTPUT_ONLY`
 - ▶ Save MQCD on first MQCONN call
- `MQCNO_USE_CD_SELECTION`
 - ▶ Use saved MQCD on subsequent MQCONN call

Connection Changes - Notes

N
O
T
E
S

- `MQCNO_ALL_CONVS_SHARE` is the default value if none are used explicitly and indicates that the application isn't limiting the number of connections on the socket. It leaves control of sharing entirely to the configuration at the server-connection end of the channel. If the application indicates that the socket can be shared but the `SharingConversations` (`SHARECNV`) channel definition is set to 1, no sharing occurs and no warning is given to the application. Similarly, if the application indicates that sharing is permitted but the `SharingConversations` definition is set to zero, no warning is given, and the application exhibits the same behavior as a V6.0 client with regard to sharing conversations, read ahead, heartbeating and administrator stop-quietse: the application setting relating to sharing conversations is ignored.
- `MQCNO_NO_CONV_SHARING` indicates that this application does not want to share its socket regardless of the setting at the server-connection end of the channel. This is particularly useful in situations where conversations are very heavily loaded and therefore where contention is a possibility on the server-connection end of the socket on which the conversations are shared.
- When obtaining your connection details from a client channel definition table (CCDT), you may wish to deliberately choose the same connection for your next call to `MQCONN`. If so, you can request the MQCD describing the choice used from the CCDT be returned to you on the first `MQCONN` by using `MQCNO_CD_FOR_OUTPUT_ONLY`, and then request it be used on the second `MQCONN` by using `MQCNO_USE_CD_SELECTION`.

Message Properties



- **Control information about a message**
 - ▶ MQMD fields – pre-defined
 - ▶ Message Properties – any value/type required
- **User data – the message body**
 - ▶ User-defined format – as today
 - ▶ Message Properties – any value/type required

Capitalware's MQ Technical Conference v2.0.1.3

Message Properties - Notes

N
O
T
E
S

- Message properties are a concept allowing meta-data or control information to be carried with a message without the need to put it either in a field in the MQMD or build it into the application user-data structure. This control information may be nothing to do with the application, such as tracking information – maybe inserted by an API exit or intermediate serving application – which the end application can ignore, or may be pertinent information that the application uses, perhaps to select messages by.
- Either way, properties are neither part of the user data, nor part of the MQMD. They are carried with the message and can be manipulated by means of a number of new API calls.

Capitalware's MQ Technical Conference v2.0.1.3

Message Handle

- Represents the message
- Retrieved on MQGET
- Can be provided on MQPUT
 - ▶ MQPMO.Action
 - MQACTP_NEW
 - MQACTP_FORWARD
 - MQACTP_REPLY
 - MQACTP_REPORT
 - ▶ Represents the relationship between two messages
- Create using MQCRTMH
- Delete using MQDLTMH

```
MQCRTMH(hConn,  
        &cmho,  
        &hMsg,  
        &CompCode,  
        &Reason);  
  
gmo.MsgHandle = hMsg;  
MQGET(hConn,  
      ....);  
  
pmo.Action = MQACTP_REPLY;  
pmo.OriginalMsgHandle = hMsg;  
MQPUT(hConn,  
      ....);
```

Message Handle - Notes

N
O
T
E
S

- Message properties are manipulated via a message handle. When putting or getting a message, a message handle can be associated with the message in order to allow access to the message properties associated with the message.
- This message handle is a handy mechanism to represent a message and additionally allows the ability to tie messages together between MQGET and MQPUT. Without it, there is no way to tell whether the message that was just sent with MQPUT bears any relation to the message previously retrieved with MQGET. There is probably a high likelihood that it is, request/reply being a common model, but no certainty.
- If the message handle representing the message retrieved using MQGET is passed into a subsequent MQPUT, with an Action that says MQACTP_REPLY, it is now absolutely clear what the relationship is between these two messages and any message properties that are important for a reply type relationship can be automatically copied over.
- Before using a message handle, say on an MQGET, you must first create it using the MQCRTMH verb. When you are finished using a message handle, you should delete it using the MQDLTMH verb.

Message Properties

- **Verbs to manipulate**
 - ▶ MQSETMP
 - ▶ MQINQMP
 - ▶ MQDLTMP
 - All take a message handle

- **Property types**
 - ▶ MQTYPE_BOOLEAN
 - ▶ MQTYPE_BYTE_STRING
 - ▶ MQTYPE_INT8 / 16 / 32 / 64
 - ▶ MQTYPE_FLOAT32 / 64
 - ▶ MQTYPE_STRING
 - ▶ MQTYPE_NULL

```
MQSETMP(hConn,
        hMsg,
        &smpo,
        &propName,
        &propDesc,
        MQTYPE_STRING,
        valuelen,
        value,
        &CompCode,
        &Reason);

pmo.NewMsgHandle = hMsg;
MQPUT(hConn,
      ...);
```

- **Compatibility with MQRFH2**
 - ▶ Pre-V7 JMS User properties
 - ▶ API exits, MQMHBUFF, MQBUFMMH
 - ▶ Apps
 - MQGMO_PROPERTIES_FORCE_RFH2
 - Queue attribute

Message Properties - Notes

N
O
T
E
S

- Having retrieved your message handle, you can then use it to manipulate the message properties associated with the message.
- You can set a message properties on a message using the MQSETMP verb, and inquire it using the MQINQMP verb. If you need to remove a message property from a message handler, there is an MQDLTMP verb.
- When setting a message property, you must provide its name, value and type. The types are shown on the foil. When inquiring a message property you are given its type on return, or you can request it is converted into another type if required. When deleting a message property you simply provide the property name.
- Additionally there are two other message property related API calls, MQMHBUFF, and MQBUFMMH. These will convert the message properties related to the message into an MQRFH2 header. These calls may be useful in an API exit that was previously written to manipulate MQRFH2s – perhaps for JMS User properties in a prior release. Any applications that require an MQRFH2 for JMS User properties (as in previous releases) can request this with the option MQGMO_PROPERTIES_FORCE_MQRFH2 – or control it by means of an attribute on the queue being used.

Selection of messages

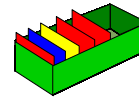
■ MQSUB

- ▶ Subscribing to specific publications on a topic



■ MQOPEN

- ▶ Getting message from a queue



```
SubDesc.SelectionString.VSPtr = "Origin = 'Florida'";  
SubDesc.SelectionString.VSLength = MQVS_NULL_TERMINATED  
  
ObjDesc.SelectionString.VSPtr = "Colour = 'Blue'";  
ObjDesc.SelectionString.VSLength = MQVS_NULL_TERMINATED;
```

Selection of messages - Notes

N
O
T
E
S

- Message properties can also be used to selectively consume messages. In a subscribing application you can make a subscription for messages on a specific topic, but additionally only those message on that specific topic which match certain criteria. For example, if you were subscribing on the price of oranges, you might only actually be interested in those where the message property 'Origin' had the value 'Florida'. Doing this means that other messages that do not match what you require are never even put to the subscription destination queue so you do not need to discard those messages that you don't want.
- You can also do selection of messages at MQOPEN time if a point-to-point application wishes to pick out only certain messages. This can be very advantageous for a network connected client application where the saving in network usage is important. Beware deep queues though – MQ is not a database and does not have arbitrary indices for direct access to any message with any arbitrary selection criteria.

Migration administration for Message Properties

■ PROPCTL

- Channel
- Queue
- ▶ Values
 - COMPAT (default)
 - NONE
 - ALL
 - FORCE

Properties with a prefix
mcd
jms
usr
mqext

■ PSPROP

- ▶ Administrative Subscriptions

Capitalware's MQ Technical Conference v2.0.1.3

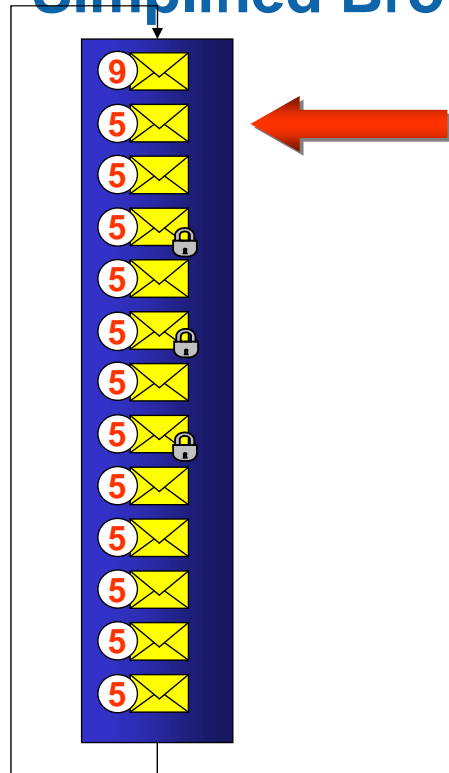
Migration administration (Properties) - Notes

N
O
T
E
S

- Applications that are not written to use these new message property APIs – that is all your current procedural language applications – would see any message properties as an MQRFH2 header. If you start writing applications to add message properties or if you have JMS applications which are using user properties already, the queue attribute PROPCTL allows you to control this.
- COMPAT only provides message properties to the application if the message contains properties recognised as JMS user properties that would have been provided to the application prior to V7 anyway.
- If your application is written to use a message handle, the only value that affects it is FORCE, which over-rides the fact that a message handle is used by the application and forces and MQRFH2 to be used anyway.
- Channels that are connected to pre-V7 queue managers need to know whether it is appropriate to flow new message properties to those queue managers. If V6 applications are written to expect MQRFH2s anyway, you may wish to flow your new message properties to V6 queue managers, but by default COMPAT means that only those recognised as JMS user properties are flowed.
- When making an administrative subscription (using the DEFINE SUB command) you can restrict properties from being added to the messages put on the destination queue using the PSPROP attribute. One use of administrative subscriptions is to allow non-pub/sub (and likely non-V7) enabled applications to receive publications. The queue manager does add some message properties to each publication however, such as the TopicString, and an unaware application would not be expecting those.

Capitalware's MQ Technical Conference v2.0.1.3

Simplified Browse



- **Browsing a queue for all messages**
 - ▶ Using MQGMO_BROWSE_FIRST then MQGMO_BROWSE_NEXT
- **Problems with**
 - ▶ Priority Inserts
 - ▶ Rollbacks
 - ▶ Latency in picking up these messages
- **Browsing a queue for all messages**
 - ▶ Using MQGMO_BROWSE_FIRST + MQGMO_UNMARKED_BROWSE_MSG + MQGMO_MARK_BROWSE_HANDLE

Simplified Browse - Notes


N
O
T
E
S

- Browsing a queue for all messages using the MQGMO Options MQGMO_BROWSE_FIRST followed by repeated calls with MQGMO_BROWSE_NEXT suffers from “missed” messages when browsing due to priority insertions and rollbacks of messages that were previously destructively got from the queue. There is a latency involved in finding these missed messages as the application has to go back to the start of the queue once it reaches the end to check if it had missed any.
- An application that wishes to browse all the messages on a queue in the order that they would be returned to a destructive MQGET can in MQ V7 use the following MQGMO Options:-
 - ▶ MQGMO_BROWSE_FIRST + MQGMO_UNMARKED_BROWSE_MSG + MQGMO_MARK_BROWSE_HANDLE + MQGMO_WAIT
- Repeated calls to MQGET with these options would return each message on the queue in turn. Each message returned is considered, by the object handle using in the MQGET call, to be marked. This prevents repeated delivery of messages even though MQGMO_BROWSE_FIRST is used to ensure that messages are not skipped. If MQRC_NO_MSG_AVAILABLE is returned, then at the time when the call was initiated, there were no messages on the queue that have not been browsed and that satisfied any match options supplied.

Browse with Mark options

- `MQGMO_MARK_BROWSE_HANDLE`
- `MQGMO_UNMARKED_BROWSE_MSG`

- `MQGMO_UNMARK_BROWSE_HANDLE`



- **Messages stay marked until**
 - ▶ The object handle is closed.
 - ▶ The message is unmarked for this handle by a call to `MQGET` using the previously returned `MsgToken` with the option `MQGMO_UNMARK_BROWSE_HANDLE`.
 - ▶ The message is returned from a call to destructive `MQGET`. This is true even if the `MQGET` is subsequently rolled-back.
 - ▶ The message expires.

Browse with Mark Options - Notes

N

- On the previous foil we saw the use of `MQGMO_MARK_BROWSE_HANDLE` to mark which messages we had already seen. The undo action is `MQGMO_UNMARK_BROWSE_HANDLE`.

O

- We also saw the use of `MQGMO_UNMARKED_BROWSE_MSG` for requesting that we are only given messages that we have not already marked as having seen.

T

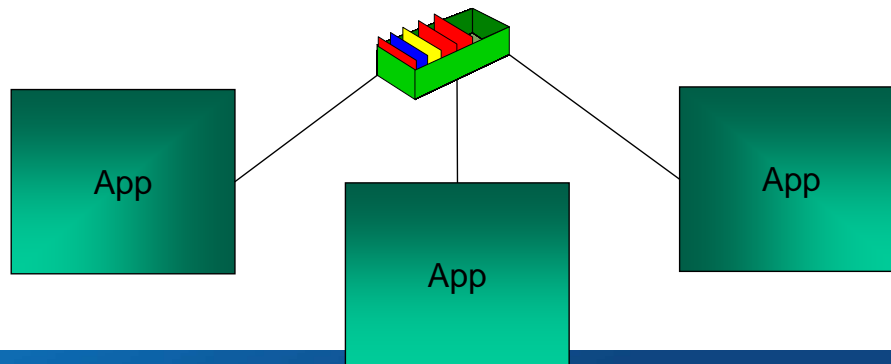
- Messages don't stay marked forever though. There are various events that can remove marks.

E

S

Cooperative Browse

- **Optimistic Browse**
 - ▶ MQGMO_BROWSE_FIRST + MQGMO_UNMARKED_BROWSE_MSG + MQGMO_MARK_BROWSE_CO_OP
- **Dispatch message to consumer**
 - ▶ Or if unable to process
- **Unmark**
 - ▶ MQGET for returned MsgToken
 - ▶ MQGMO_UNMARK_BROWSE_CO_OP
- **Pessimistic Browse**
 - ▶ MQGMO_BROWSE_FIRST + MQGMO_UNMARKED_BROWSE_MSG + MQGMO_MARK_BROWSE_HANDLE
- **If able to process**
- **Mark cooperatively**
 - ▶ MQGET for returned MsgToken
 - ▶ MQGMO_MARK_BROWSE_CO_OP
- **Dispatch to consumer**



Capitalware's MQ Technical Conference v2.0.1.3

Cooperative Browse - Notes

N

- “Dispatching” applications are applications which browse messages from a queue, and (sometimes by inspecting the message) determine and start the appropriate application to destructively consume the message and process it. Multiple of these dispatching applications browsing the same queue can get in one another’s way causing unnecessary starting of consuming applications.

O

- There are two view points to take with multiple dispatching applications.

T

- ▶ An optimistic one – that is, it is most likely that the messages that the dispatching application finds on the queue are ones it can process
- ▶ A pessimistic one – that is, many of the messages that the dispatching application finds need to be processed by another of the dispatching applications.

E

- Examples of these multiple dispatching applications include:-

- ▶ Cloned dispatcher – such as the CICS Bridge on WebSphere MQ for z/OS
This is an optimistic dispatcher
- ▶ Multiple dispatchers where processing order is important – such as WAS dispatching MDBs
This is a pessimistic dispatcher
- ▶ Multiple dispatchers where processing order is unimportant
This can be an optimistic dispatcher

S

- With cooperative browse, rather than a set of marks for one object handle, there is a cooperative set of marks for the queue as a whole.

Capitalware's MQ Technical Conference v2.0.1.3

Cooperative Browse Options

- `MQOO_COOP`
- `MQGMO_MARK_BROWSE_CO_OP`
- `MQGMO_UNMARKED_BROWSE_MSG`
- `MQGMO_UNMARK_BROWSE_CO_OP`
- **ALTER QMGR MARKINT(integer | NOLIMIT)**
 - ▶ Time out after which time if no application has destructively got the message it is returned to the unmarked pool for reprocessing.

Capitalware's MQ Technical Conference v2.0.1.3

Cooperative Browse Options - Notes

N

- In order to indicate you wish to cooperate with other applications browsing this queue and be aware of their marked messages, you must MQOPEN the queue using the `MQOO_CO_OP` option.

O

- Instead of using `MQGMO_MARK_BROWSE_HANDLE`, you use `MQGMO_MARK_BROWSE_CO_OP` to indicate that the marks are to be visible to all cooperating applications. To undo there is an option `MQGMO_UNMARK_BROWSE_CO_OP`.

T

- In case a cooperatively marked message has been dispatched, but the consuming application has abended, there is a timeout to return messages such as this back to the pool to be reprocessed.

E

S

Capitalware's MQ Technical Conference v2.0.1.3

Summary

- Asynchronous Consumption of messages
- Asynchronous Put Response
- Read-ahead of messages
- Connection changes
- Message Properties + Selectors
- Simplified Browse + Co-operative Browse

Capitalware's MQ Technical Conference v2.0.1.3

Summary - Notes

N
O
T
E
S

- WebSphere MQ V7 has substantially increased the functionality of the MQ API providing mechanisms for more efficient applications and ease of use improvements to avoid some of the more complicated parts of the MQ API.

Capitalware's MQ Technical Conference v2.0.1.3


MQ Requirements are now RFEs (Request For Enhancements).

Go here http://www.ibm.com/developerworks/rfe/?BRAND_ID=181&PROD_ID=520 and then click “View All” at the bottom to see all the MQ RFEs. Use the tabs at the top of the page to search for specific RFEs and vote on them, or to submit a new one.

developerWorks® Technical topics Evaluation software Community Events

developerWorks > RFE Community > WebSphere >

WebSphere RFE Community



Overview Search Submit Releases My stuff Groups Help

Welcome WebSphere users! Here you have an opportunity to collaborate directly with the WebSphere product development teams and other product users.

Filter the page content
Select an IBM brand and product to filter the page content:

Brand:

Product:

Most recent | Most watched | Most voted | Planned | Delivered

- [Externalize mq.ini overrides \(non-default values\)](#) submitted on 24 September 2013
- [Promote ME01 to category 3 support pac or merge into MQ installation](#) submitted on 23 September 2013
- [DEFSOPT\(EXCL\) NOSHARE - Better support for JMS MessageListener clients](#) submitted on 23 September 2013
- [Disaster Recovery Feature within MQ / Data replication](#) submitted on 20 September 2013
- [WMQ FTE transfers](#) submitted on 18 September 2013
- [WMQ FTE Scheduled Transfers](#) submitted on 18 September 2013
- [WebSphere MQ Override of SYSTEM.MANAGED Queues for PUB SUB version 7](#) submitted on 16 September 2013
- [Change DataPath of Client Installation \(Var/mqm\)](#) submitted on 03 September 2013
- [Option to assure order of multiple file transfers in a single request](#) submitted on 27 July 2013
- [Renaming files at a time after transferring multiple files by protocol brid...](#) submitted on 27 July 2013

→ View all

Your ideas matter!
As of today:
15 Requests submitted
1 Requests in plan
37 Requests delivered

249 users
1585 votes
5688 comments

Note: The data reflects the selected brand and product.

Spotlight
→ [RFE Community adds B2B & Commerce as a brand](#)
→ [RFE Community is updated \(Release 12\)](#)
→ [RFE Community adds Security Systems as a brand](#)

→ See all announcements

Give us feedback
Participate in the [RFE Community survey](#) to help us improve your experience.